


STATEMENT OF UNAUDITED FINANCIAL RESULTS FOR THE QUARTER AND HALF YEAR ENDED ON 30TH SEPTEMBER, 2019

Sr. No.	Particulars	Standalone						Consolidated					
		Quarter ended		Six Month ended		Year ended		Quarter ended		Six month ended		Year ended	
		30-09-2019	30-06-2019	30-09-2018	30-09-2019	30-09-2018	31/03/2019	30-09-2019	30-06-2019	30-09-2018	30-09-2019	30-09-2018	31/03/2019
	(Refer Notes below)	Unaudited	Unaudited	Unaudited	Unaudited	Audited	Unaudited	Unaudited	Unaudited	Unaudited	Unaudited	Audited	
1	(a) Revenue from operations	1,213.79	1,190.80	1,874.99	2,404.59	3,498.55	6,876.44	1,693.57	1,685.41	2,458.72	3,378.98	8,942.14	
	(b) Other Income	118.13	136.54	132.92	254.66	187.74	393.03	118.98	147.72	135.15	266.70	417.52	
	Total Income	1,331.92	1,327.34	2,007.91	2,659.26	3,686.29	7,269.47	1,812.56	1,833.13	2,593.87	3,645.68	9,359.66	
2	Expenses												
	a Cost of materials consumed	313.32	318.28	314.23	631.60	728.51	1,381.45	540.78	545.95	689.20	1,086.73	2,295.98	
	b Purchase of stock-in-trade	2.63	-	40.92	2.63	80.81	137.37	2.63	-	40.92	2.63	137.37	
	c Changes in inventories of Finished goods, work-in-progress	46.44	44.92	219.79	91.36	397.46	720.16	15.13	52.54	328.52	67.67	712.04	
	d Employee benefits expenses	472.27	427.57	623.98	899.84	1,285.66	2,386.26	552.87	511.36	632.78	1,064.23	2,715.39	
	e Finance cost	3.33	9.52	33.01	12.85	62.37	114.57	18.56	25.41	48.15	43.97	173.63	
	f Depreciation and amortization expenses	133.46	162.32	169.91	295.78	345.06	662.12	174.39	201.53	171.71	375.92	817.96	
	g Other expenses	379.25	327.75	453.44	707.00	836.81	1,676.62	540.44	473.76	576.15	1,014.20	2,361.69	
	Total Expenses	1,350.70	1,290.36	1,855.28	2,641.06	3,756.68	7,078.55	1,844.78	1,810.55	2,487.42	3,655.33	9,214.06	
3	Profit / (Loss) from ordinary activities before exceptional items and tax from continuing Operation	(18.77)	36.98	152.63	18.20	(50.39)	190.92	(32.23)	22.58	106.45	(9.65)	145.60	
4	Exceptional items (Note-4)	-	-	206.55	-	268.92	275.89	-	-	206.55	-	275.89	
5	Profit / (Loss) from ordinary activities before tax from continuing operations	(18.77)	36.98	(53.92)	18.20	(319.31)	(84.97)	(32.23)	22.58	(100.10)	(9.65)	(130.29)	
6	Tax Expense	-	-	-	-	-	-	-	-	-	-	-	
	a Provision for taxation (net)	-	-	-	-	-	-	-	-	-	-	-	
	b Earlier year tax provisions (written back)	-	-	-	-	-	-	-	-	-	-	-	
	c Provision for Deferred tax liability/(asset)	(19.85)	(24.18)	(44.46)	(44.03)	(113.34)	(104.24)	(19.85)	(24.18)	(44.46)	(44.03)	(104.24)	
7	Net Profit / (Loss) for the period from Continuing Operations (A)	1.08	61.16	(9.46)	62.23	(205.97)	19.27	(12.38)	46.76	(55.64)	34.38	(26.05)	
8	Profit/(Loss) from discontinued operations before tax	(20.56)	(28.39)	-	(48.95)	-	-	(20.56)	(28.39)	-	(48.95)	-	
9	Tax expenses of discontinued operations	-	-	-	-	-	-	-	-	-	-	-	
10	Profit/(Loss) from discontinued operations after tax (B)	(20.56)	(28.39)	-	(48.95)	-	-	(20.56)	(28.39)	-	(48.95)	-	
11	Profit / (Loss) for the period (A+B)	(19.48)	32.77	(9.46)	13.28	(205.97)	19.27	(32.93)	18.37	(55.64)	(14.57)	(26.05)	
12	Other comprehensive income / (expenses)												
	Re-measurement gains/ (losses) on post employment benefit plans	-	-	-	-	-	11.30	-	-	-	-	10.70	
	Fair valuation of investment in equity shares	-	-	-	-	-	(0.83)	-	-	-	-	(0.83)	
13	Total comprehensive income for the period	(19.48)	32.77	(9.46)	13.28	(205.97)	29.74	(32.93)	18.37	(55.64)	(14.57)	(16.18)	
14	Net profit attributable to:												
	a Owners	-	-	-	-	-	-	(26.95)	24.77	(53.12)	(2.18)	(6.00)	
	b Non-controlling interest	-	-	-	-	-	-	(5.98)	(6.41)	(2.52)	(12.39)	(20.05)	



15	Other comprehensive income attributable to:	a Owners	-	-	-	-	-	-	-	-	-	-	-	-	-	-	-	-	10.14	(0.27)
		b Non-controlling interest	-	-	-	-	-	-	-	-	-	-	-	-	-	-	-	-	-	4.14
16	Total comprehensive income attributable to:	a Owners	-	-	-	-	-	-	-	-	-	-	-	-	-	-	-	-	(260.07)	(11.24)
		b Non-controlling interest	-	-	-	-	-	-	-	-	-	-	-	-	-	-	-	-	(2.52)	(12.39)
17	Paid-up equity share capital (face value of Rs.10/-) Other Equity as per previous accounting year		530.06	520.06	510.06	530.06	520.06	510.06	530.06	520.06	510.06	530.06	520.06	510.06	530.06	520.06	510.06	530.06	520.06	510.06
			-	9,574.13	-	-	-	-	-	-	-	-	-	-	-	-	-	-	-	9,274.56
19	Earnings per equity share from continuing operations (Face Basic (in Rs.) Diluted (in Rs.)		0.02	1.18	(0.19)	1.17	0.38	(4.04)	(0.12)	1.02	(1.04)	0.88	1.02	(1.04)	0.88	1.02	(1.04)	0.88	(5.10)	(0.51)
			0.02	1.18	(0.19)	1.17	0.38	(4.04)	(0.12)	1.02	(1.04)	0.88	1.02	(1.04)	0.88	1.02	(1.04)	0.88	(5.10)	(0.51)
20	Earnings per equity share from discontinued operations Basic (in Rs.) Diluted (in Rs.)		(0.39)	(0.55)	-	(0.92)	-	-	(0.39)	(0.55)	-	(0.92)	(0.55)	-	(0.92)	(0.55)	-	(0.92)	-	-
			(0.39)	(0.55)	-	(0.92)	-	-	-	(0.39)	(0.55)	-	(0.92)	(0.55)	-	(0.92)	(0.55)	-	(0.92)	-
21	Earnings per equity share from continuing and discontinued operations (Face value of Re. 10 each) Basic (in Rs.) Diluted (in Rs.)		(0.37)	0.63	(0.19)	0.25	0.38	(4.04)	(0.51)	0.48	(1.04)	(0.04)	0.48	(1.04)	(0.04)	0.48	(1.04)	(0.04)	(5.10)	(0.51)
			(0.37)	0.63	(0.19)	0.25	0.38	(4.04)	(0.51)	0.48	(1.04)	(0.04)	(0.04)	0.48	(1.04)	(0.04)	0.48	(1.04)	(0.04)	(5.10)

NOTES:

- The above results for the quarter and half year ended on September 30, 2019 were reviewed by the Audit Committee and then approved by the Board of Directors at their meeting held on November 09, 2019. In accordance with Regulation 33 of the SEBI (Listing Obligations and Disclosure Requirements) Regulations, 2015, the Statutory Auditors have carried out a "Limited Review" of the above results.
- This statement has been prepared in accordance with the Companies (Indian Accounting Standard) Rules, 2015 (Ind AS) prescribed under Section 133 of the Companies Act, 2013 and other recognized accounting practices and policies to the extent applicable.
- The Company has only one business segment - "Textiles" and no reportable geographical segment.
- Exceptional items represent VRS payments made to the workers.
- The Company has adopted Ind AS 116 - "Leases" effective April 01, 2019, as notified by the Ministry of Corporate Affairs (MCA) in the Companies (Indian Accounting Standard) Amendment Rules, 2019, using modified retrospective method. The adoption of this standard did not have any material impact on the profit / (loss) of the current quarter.
- With effect from 1st June, 2019, the company has discontinued the manufacturing of Yarns, Tops and Grey Fabrics at Ankleshwar unit and Woolen & Worsted fabrics at Vadodara unit. Net gain / (loss) on account of sale of discontinued business assets have been recognised during the current quarter and half year ended on 30th September, 2019 and disclosed under discontinued operations in the above financial results. Due to this discontinuation, the figure for the quarter and half year is not comparable with the corresponding period of previous year.
- In the previous year, the company had opted to publish consolidated financial results on annual basis, accordingly the consolidated financial results for the quarter and half year ended 30 September 2018 are approved by Board of Directors of the company but have not been subjected to review by the statutory auditors of the company.

8 The performance of the quarter is not representative of the full year's performance.

9 Figures of previous reporting periods have been regrouped/ reclassified wherever necessary to correspond with the figures of the current reporting period.

For and on behalf of the Board of Directors,



Bharat Patel

Chairman & Managing Director

Place: Vadodara


Date: November 9, 2019

SHRI DINESH MILLS LIMITED
Unaudited Standalone and Consolidated Statement of Assets and Liabilities as at 30 September, 2019

	Standalone		Consolidated	
	As at 30-09-2019 Rs. In Lakhs	As at 31-03-2019 Rs. In Lakhs	As at 30-09-2019 Rs. In Lakhs	As at 31-03-2019 Rs. In Lakhs
ASSETS				
NON-CURRENT ASSETS				
(a) Property, Plant and Equipment	2,693.47	3,297.91	4,801.17	5,418.18
(b) Capital Work in Progress	-	-	-	-
(c) Financial Assets				
(i) Investments	1,331.95	1,350.72	12.14	30.91
(ii) Loans	104.01	105.39	139.02	142.95
(iii) Others	105.50	16.60	105.50	16.60
(e) Other Non Current Assets	-	-	11.18	14.50
	4,234.93	4,770.62	5,069.00	5,623.14
CURRENT ASSETS				
(a) Inventories	1,705.13	1,993.31	1,903.28	2,278.14
(b) Financial Assets				
(i) Investments	5,344.07	4,664.36	5,344.07	4,664.36
(ii) Trade Receivables	751.38	693.67	1,273.76	1,312.65
(iii) Cash and Cash Equivalents	413.15	410.41	430.15	424.50
(iv) Bank balances other than above (ii)	21.54	21.77	21.54	21.77
(vi) Others	33.26	33.36	33.26	33.36
(c) Other Current Assets	294.27	224.31	329.66	272.42
	8,562.80	8,041.19	9,335.71	9,007.20
TOTAL ASSETS	12,797.73	12,811.80	14,404.71	14,630.34
EQUITY AND LIABILITIES				
EQUITY				
(a) Equity Share Capital	530.06	520.06	530.06	520.06
(b) Other Equity	9,556.84	9,574.13	9,241.83	9,274.56
	10,086.90	10,094.19	9,771.89	9,794.62
Non Controlling Interest	-	-	797.98	810.37
LIABILITIES				
NON-CURRENT LIABILITIES				
(a) Financial Liabilities				
(i) Borrowings	65.14	-	170.25	192.10
(ii) Others	106.72	210.25	106.72	210.25
(b) Provisions	331.79	308.83	358.85	333.77
(a) Deferred Tax Liabilities (Net)	102.43	146.46	102.43	146.46
(c) Other Non Current Liabilities	63.49	64.29	63.49	64.29
	669.57	729.83	801.75	946.87
CURRENT LIABILITIES				
(a) Financial Liabilities				
(i) Borrowings	(33.05)	(88.43)	410.87	155.64
(ii) Trade Payables	113.20	206.69	503.05	828.57
(iii) Other Financial Liabilities	204.83	315.62	317.75	525.02
(b) Other Current Liabilities	1,693.09	1,476.36	1,738.24	1,489.15
(c) Provisions	63.19	77.54	63.19	80.10
	2,041.26	1,987.78	3,033.10	3,078.48
TOTAL EQUITY & LIABILITIES	12,797.73	12,811.80	14,404.71	14,630.34

For and on behalf of the Board of Directors

Bharat Patel
Chairman & Managing Director



Place: Vadodara
Date: November 9, 2019

SHRI DINESH MILLS LIMITED


Unaudited Standalone and Consolidated Statement of Cash Flow for the half year ended 30 September, 2019

	Standalone		Consolidated	
	For half year ended on 30/09/2019	For half year ended on 30/09/2018	For half year ended on 30/09/2019	For half year ended on 30/09/2018
	Rs. In Lakhs	Rs. In Lakhs	Rs. In Lakhs	Rs. In Lakhs
(A) CASH FLOW FROM OPERATING ACTIVITIES				
Profit/ (loss) Before Tax	(30.75)	(319.31)	(58.60)	(384.64)
Adjustments for:				
Depreciation and amortization	311.47	345.06	375.92	385.13
Interest and finance charges	12.85	62.37	43.97	91.43
Fair Valuation of Employee Stock Options	(20.20)	(20.20)	(20.20)	(20.20)
Fair Valuation of Financial Instrument	-	(12.40)		(19.29)
Operating Profit before Working Capital Changes	273.37	55.52	341.08	52.43
Adjustments for changes in working capital :				
(Increase)/decrease in trade receivables	(57.71)	1.15	38.89	(40.52)
(Increase)/decrease in other assets	(158.76)	(421.93)	(142.72)	(408.90)
(Increase)/decrease in inventories	288.18	611.05	374.86	759.19
(Increase)/decrease in Trade Payables	(93.49)	(122.63)	(325.52)	(151.82)
(Increase)/decrease in Other Liabilities	10.19	597.21	(54.33)	561.76
Cash Generated from Operations	261.78	720.37	232.26	772.14
Net Cashflow from Operating Activities	261.78	720.37	232.26	772.14
(B) CASH FLOW FROM INVESTING ACTIVITIES				
Purchase/ Disposal of fixed assets	292.97	(65.93)	241.09	(83.36)
Long Term Advances	1.38	(2.81)	3.93	(2.81)
Transfer of capital work in progress	-	5.60	-	9.70
Purchase of Investments	(660.94)	(402.98)	(660.94)	(402.98)
Net Cashflow from Investing Activities	(366.59)	(466.12)	(415.91)	(479.45)
(C) CASH FLOW FROM FINANCING ACTIVITIES				
Long Term Borrowings				
Receipts/(Payments)	120.52	(61.65)	233.38	(84.17)
Dividend Paid	(112.85)	(79.56)	(112.85)	(72.89)
Issue of Equity Share Capital	10.00	1.62	10.00	1.62
Securities Premium Received	140.00	20.20	140.00	20.20
Amount of Share Warrants	(37.50)	-	(37.50)	-
Interest and finance charges	(12.85)	(62.37)	(43.97)	(91.43)
Net Cashflow from Financing Activities	107.32	(181.76)	189.06	(226.67)
Net Increase/(Decrease) in Cash and Cash Equivalents	2.51	72.49	5.41	66.05
Cash and bank balances at the beginning of the year	432.18	328.64	446.27	354.17
Cash and bank balances at the end of the year	434.69	401.13	451.69	420.23

For and on behalf of the Board of Directors

Bharat Patel

Chairman & Managing Director



Place: Vadodara


Date: November 9, 2019

SHRI DINESH MILLS LIMITED
Registered Office: P.O Box No. 2501, Padra Road, Vadodara - 390 020
CIN: L17110GJ1935PLC000494
Tel. 0265-2330060 / 61 / 62, Fax: 0265 - 2336195, Email: sojitra@dineshmills.com;
Website: www.dineshmills.com

EXTRACT OF UNAUDITED FINANCIAL RESULTS (STANDALONE & CONSOLIDATED) FOR THE QUARTER & HALF YEAR ENDED 30TH SEPTEMBER, 2019

Sr. No.	Particulars	Standalone						Consolidated					
		Quarter ended 30/09/2019	Quarter ended 30/06/2019	Quarter ended 30/09/2018	Half year ended 30/09/2019	Half year ended 30/09/2018	Year ended 31/03/2019	Quarter ended 30/09/2019	Quarter ended 30/06/2019	Quarter ended 30/09/2018	Half year ended 30/09/2019	Half year ended 30/09/2018	Year ended 31/03/2019
		Unaudited	Unaudited	Unaudited	Unaudited	Unaudited	Audited	Unaudited	Unaudited	Unaudited	Unaudited	Unaudited	Audited
1	Total Income from Operations	1,331.92	1,327.34	2,007.91	2,659.26	3,686.29	7,269.47	1,812.56	1,833.13	2,593.87	3,645.68	9,359.66	
2	Net Profit / (Loss) for the period (before Tax, Exceptional Items)	(18.77)	36.98	152.63	18.20	(50.39)	190.92	(32.23)	22.58	106.45	(9.65)	145.60	
3	Net Profit / (Loss) for the period before tax (after Exceptional Items)	(18.77)	36.98	(53.92)	18.20	(319.31)	(84.97)	(32.23)	22.58	(100.10)	(9.65)	(130.29)	
4	Net Profit / (Loss) for the period after tax (after Exceptional Items)	1.08	61.16	(9.46)	62.23	(205.97)	19.27	(12.38)	46.76	(55.64)	34.38	(26.05)	
5	Total Comprehensive Income for the period [Comprising Profit / (Loss) for the period (after tax) and Other Comprehensive Income (after tax)]	(19.48)	32.77	(9.46)	13.28	(205.97)	29.74	(32.93)	18.37	(55.64)	(14.57)	(16.18)	
6	Equity Share Capital (Face Value of Rs.10/- per share)	530.06	520.06	510.06	530.06	510.06	520.06	530.06	520.06	510.06	530.06	520.06	
7	Earning per share of Rs.10/- each (from Continuing and Discontinuing Operations)	(0.37)	0.63	(0.19)	0.25	(4.04)	0.38	(0.51)	0.48	(1.04)	(0.04)	(0.51)	
	Diluted (in Rs.)	(0.37)	0.63	(0.19)	0.25	(4.04)	0.38	(0.51)	0.48	(1.04)	(0.04)	(0.51)	

1 Note: The above is an extract of the detailed format of quarter & half year ended financial results filed with BSE Ltd. under Regulation 33 of the SEBI (Listing Obligations and Disclosure Requirements) Regulations, 2015. These financial results were reviewed by the Audit Committee and were approved by the Board of Directors at their respective meetings held on 9th November, 2019 are available on the BSE website www.bseindia.com and also on the Company's website www.dineshmills.com

For and on behalf of the Board of Directors,

Bhavesh Patel
Chairman & Managing Director

Place: Vadodara
Date: November 9, 2019